


LET'S MAKE

TEA AND TOAST



A STEP BY STEP GUIDE





LET'S MAKE TEA




kettle



cup



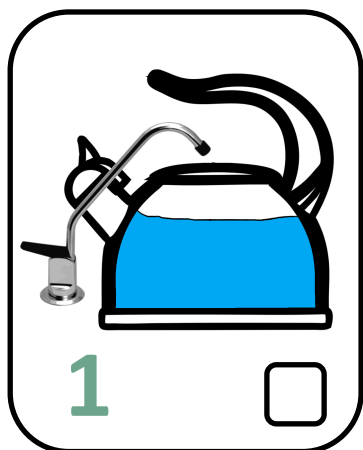
tea bag




milk




spoon



Fill the kettle with some water



Turn on the kettle and wait for it to boil



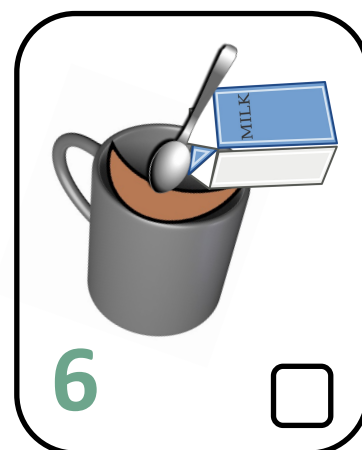
Place a teabag into your cup




Carefully fill up your cup with the boiled water



Lift out the teabag



Pour in your milk, stir and enjoy with your toast!



LET'S MAKE TOAST



toaster




bread



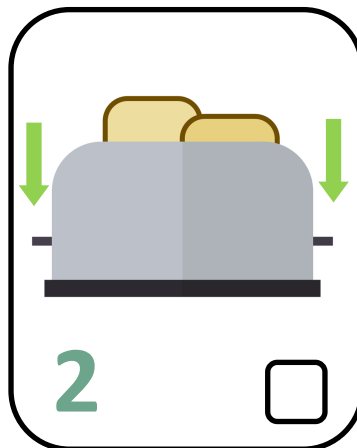
butter



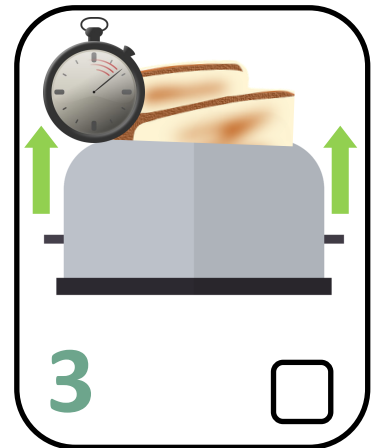
knife



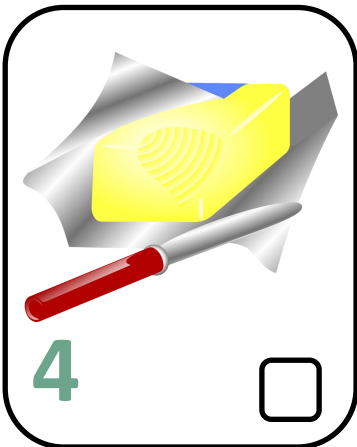
Get 2 slices of bread




Set bread into the toaster and push the lever down




Wait for the bread to toast and lift it out carefully when it pops up



Use your knife to lift some butter up



Spread butter onto the toast



Enjoy your toast with your cup of tea!